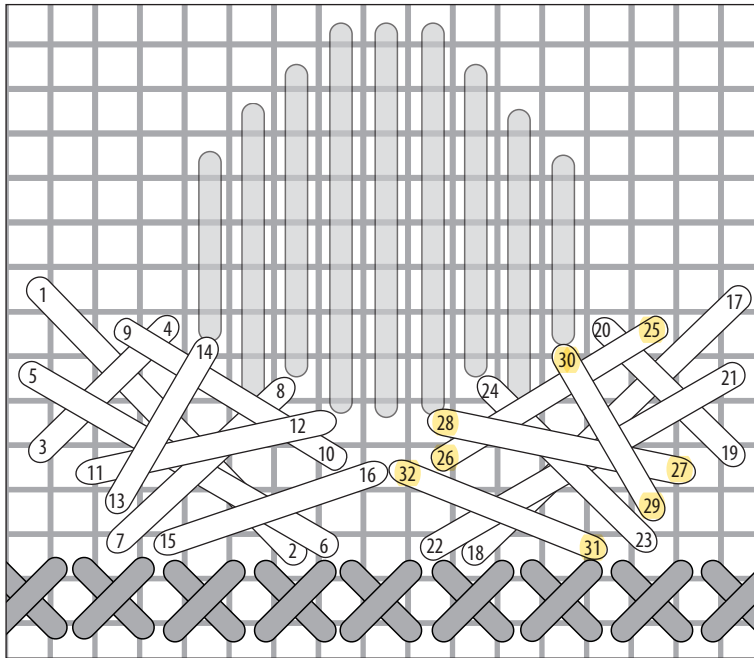


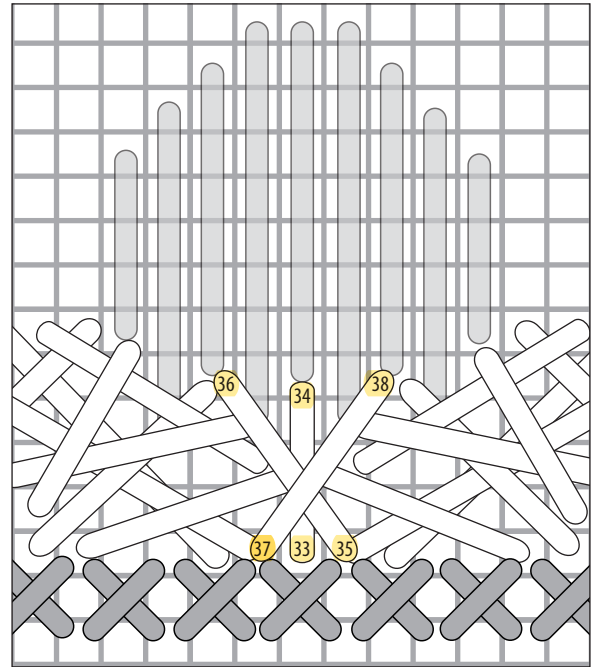
EMILY'S HOPE CORRECTIONS:

On some patterns the legs 25 and 26 on the bird's nest are numbered 9 and 10 and should be numbered 25 and 26 with subsequent changes in numbers sequences on the next 3 legs.



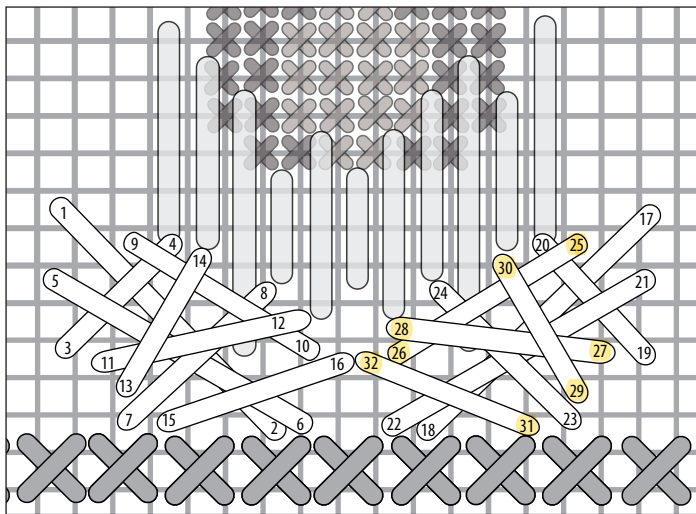
Egg in Nest - Step 2

Work legs **1 - 32** as illustrated above using 1 ply Dinky Dyes 191 or Gentle Art 7007.



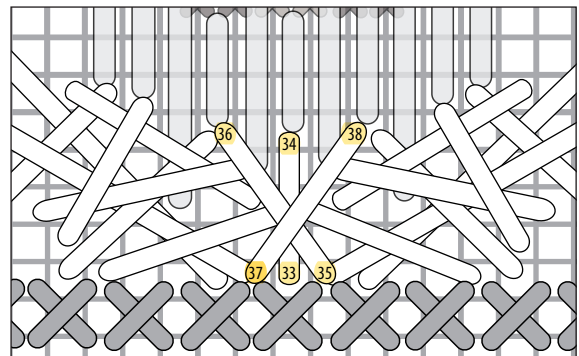
Egg in Nest - Step 3

Finish Egg in Nest by working legs **33 - 38** in 1 ply Dinky Dyes 191 or Gentle Art 7007.



Baby Bird in Nest - Step 3

Work legs **1 - 32** as illustrated above using 1 ply Dinky Dyes 191 or Gentle Art 7007.



Baby Bird in Nest - Step 4

Finish nest by working legs **33 - 38** in 1 ply Dinky Dyes 191 or Gentle Art 7007.